

Early

Deseret News



CONNECT

1 2 3



Your Family • Community • World

My name: _____

HALLOWEEN MYSTERY!

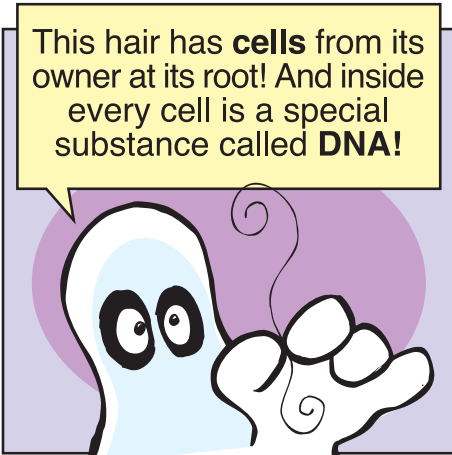
“What’s this? NO TREATS? They’re GONE!” So starts our Halloween Mystery story. Delve into the science of DNA to discover the culprit.



Can you find the bat that's different from all the others?

Who Took The HALLOWEEN TREATS?

Last Halloween, Barry peeked out the door and saw some trick-or-treaters heading to his house. He checked the big bowl of Halloween treats near the door ...



DNA looks like a long, twisted ladder with about 3 billion steps. No two people have the same ladder steps (except identical twins).

Here's the DNA pattern of the hair found in the Halloween treat bowl:

DNA - A long code that determines eye color, hair color, and many other features that make each living creature unique.

Hair Cell
Nucleus - Location of DNA
Chromosome - A coiled strand of DNA

Help Barry Solve the Mystery!

An untwisted strand of DNA looks something like a long ladder. No two creatures have the exact same arrangement of ladder "steps." A special test can translate this arrangement of ladder steps into a pattern of lines.

Does the DNA pattern from the strand of hair found in the treat bowl match any of the Halloween party guests' DNA?



Phil	Lonnie	Amy
Midnight	Skipper	Lucretia

MYSTERY SOLVED!

The hairy creature that took the treats is:

Spotlight


**MISUNDERSTOOD
"MONSTERS"**

We monsters have been misunderstood for centuries. My name is Splekt and I've made it my life's work to help people understand that monsters aren't ALL bad.

Perhaps real-world monsters scare people the most. Spiders,

snakes and cute little bats can cause some to shake with fear and loathing!

Yet, these "monsters" are also enormously helpful. Use my special code to find out how. Perhaps then you will learn to feel a bit more tender toward my special monster pals.



Tarantula

Their large size and strange hairiness have created the idea that these spiders are monsters. Actually, their venom is not dangerous to humans.

HELPFUL MONSTER FACT:

Sp_d_rs, l_rg_ _nd sm_ll, h_lp
p_ _pl_ by _ting _ns_cts.

Snakes

There are about 2,700 kinds of snakes and only about 50 of them are dangerous to people.

Snakes do not go looking for people to bite. They would rather save their energy and venom for animals they want to eat. However, it is important to know about the poisonous snakes that live in your region.



HELPFUL MONSTER FACT:

Th_ v_n_m
fr_m sn_k_s h_s
v_l_ _bl_ ch_m_c_ls
th_t d_ct_rs _s_n
s_m_ s_rg_r_ _s.

Standards link: Life science: Different animals inhabit different kinds of environments and have external features that help them thrive in different places.

Vampires

Not all vampires are imaginary. The tiny (three-inch long) vampire bat in Mexico and Central America lives on blood. It uses its sharp teeth to make a small cut in its victim and then laps up the blood. It feeds on the blood of cattle, horses and other animals. Rarely does it attack people.



HELPFUL MONSTER FACT:

Th_ v_mp_r_ b_t h_s
_ sp_c_l s_l_v_ th_t
h_lps t_ pr_v_nt bl_ _d cl_ts.

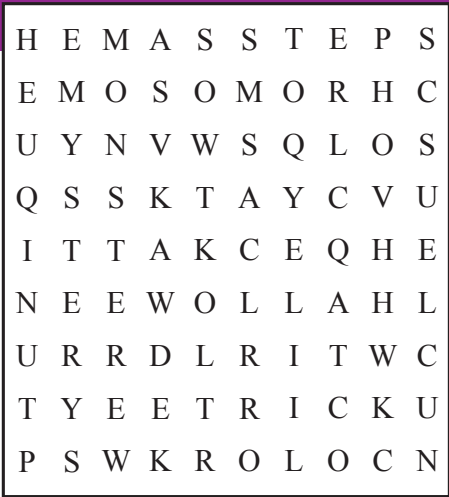


Word search

Find the words by looking up, down, backwards, forwards, sideways and diagonally.

- CHROMOSOME
- HALLOWEEN
- TREATS
- SOLVE
- NUCLEUS
- MONSTER
- CELL
- STEPS
- UNIQUE
- HAIR
- CODES
- TRICK
- COLOR
- SAME



Standards link: Letter sequencing. Reorganized identical words. Skim and scan reading. Recall spelling patterns.



Monster Match

All living creatures get, or **inherit**, their DNA codes from their parents. That is why children are a little like both parents.

Look at the baby monsters to the right. Draw a line from each baby monster to its mother and father.



Standards Link: Life Science: Animals reproduce offspring of their own kind and the offspring resemble their parents and one another.

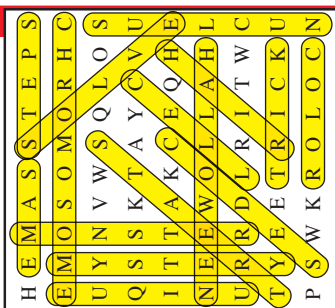
ANSWERS

Tarantula helpful monster fact: Spiders, large and small, help people by eating insects.

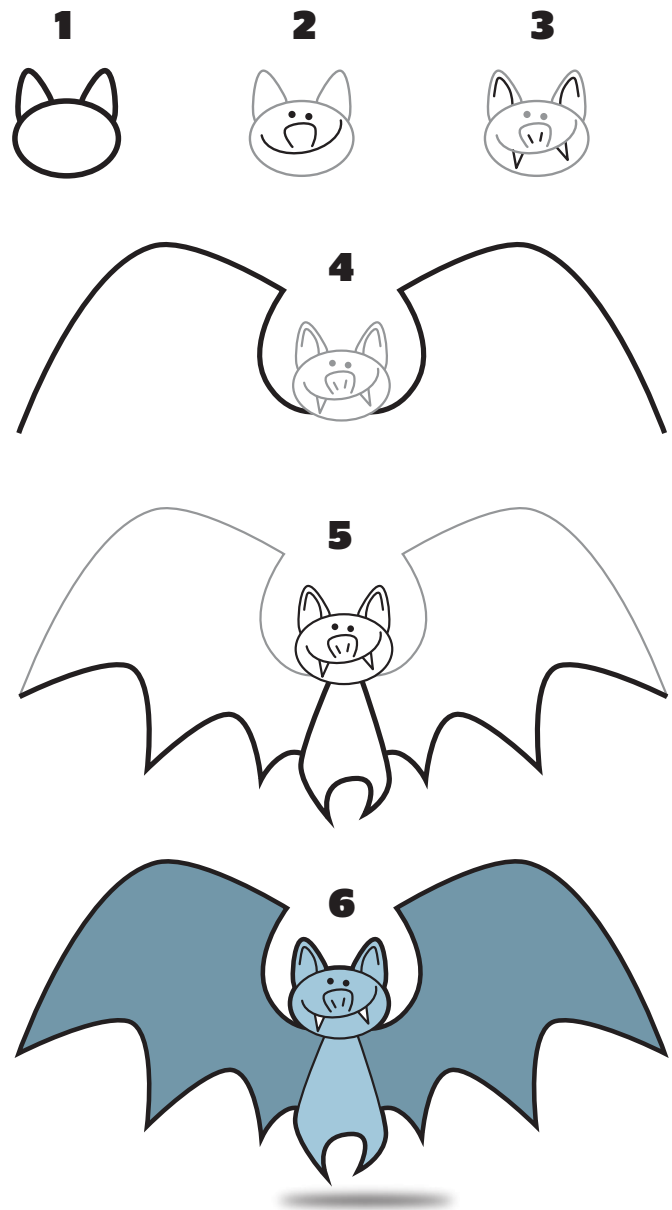
Snakes helpful monster fact: The venom from snakes has valuable chemicals that doctors use in some surgeries.

Vampires helpful monster fact: The vampire bat has a special saliva that helps to prevent blood clots.

The hairy creature that took the treats is: Skipper



How to draw a BAT



Please send ideas, suggestions or information to: nie@deseretnews.com

If you would like to receive FREE copies of Connect 1•2•3 for your classroom, order on the Web at deseretnews.com/nie.

Connect 1•2•3 is a FREE monthly educational section available only to schools through the Deseret News.

Content created for the Deseret News by: Kid Scoop. Educational fun for kids ages 4-11. www.kidscoop.com

NIE director: Cindy Richards crichards@deseretnews.com
55 N. 300 West, Salt Lake City, UT 84101
801-237-2172

Learning buddy sign here

I have completed _____ activities with my learning buddy.

Learning buddy's signature _____

_____ Date _____



Literacy Lay-up Challenge with the Harlem Globetrotters

Can you spin a basketball on one finger? Can you dribble a basketball while on your knees? Can you slam dunk a basketball and then hang from the hoop? I can't but do you know who can? The Harlem Globetrotters! Would you like to see what other tricks they can do? The Harlem Globetrotters are coming to town and they are teaming up with Read Today for a fun literacy challenge. E-mail us at kslreadytoday@gmail.com between October 22nd and October 26th and tell us who your favorite character in a book is and why in a paragraph. Also, be sure to include your full name, age and your mailing address. All winners will be contacted by e-mail by October 29th. If chosen, you will receive three tickets to see the Harlem Globetrotters play on November 3rd at Vivint Smart Home Arena and you may even see your answer published in the next 123 Connect! The Harlem Globetrotters sure know how to have fun so you won't want to miss this opportunity.

Early

Deseret News



CONNECT

1 2 3

Your Family • Community • World

My name: _____

Animal

Mystery animal

1 First clues

What kind of animal is this? Circle the word you think tells what kind of animal this is:

Fish Reptile Amphibian Bird Mammal

2 Answer these questions to help you decide:

Observations	Yes	No	I don't know
Does it have a backbone?			
Does it have feathers?			
Does it have scales?			
Does it breathe air?			
Does it have fur?			

Standards link: Life science: Animals have structures that serve different functions in growth, survival and reproduction.

3 Need more clues?

Read each clue carefully. Find where each of the missing words belongs to complete the clue.

MUSCLES
FOSSIL LAND
BACKBONE QUILLS
WARM

It is a _____ animal found in the wild in Europe, Africa and Asia.

This animal is covered with more than 5,000 needle-sharp _____.
This animal is nocturnal – active at night.

This animal has strong muscles that run along its _____ from its head to its tail. When threatened, it uses these _____ to roll into a tight ball, causing its spines to stick out.

_____ evidence shows that these animals have been on the earth since the time of the dinosaurs. Because they had fur and _____ blood, they could come out at night when the air was too cold for dinosaurs.

Can you solve the mystery and figure out what animal I am? Use the clues at left to help you.



Making connections

What do you think of the hypothesis (or guess) that some scientists have proposed based on these two observations?

Observation #1: The mystery animal sometimes makes a frothy saliva in its mouth and then licks its spines, spreading the saliva all over the spines.

Observation #2: The mystery animal can eat some kinds of poisonous plants without harming itself.

Hypothesis: Some scientists think the poison from the plants makes the mystery animal even more irritating to predators.

Animal

4 Take a guess

Now can you guess what kind of animal it is? Use the code to see if you got it right!



SECRET CODE

▲ = A ▯ = M ★ = S ● = L ▼ = W
 ▽ = D ▣ = N ▤ = T ◀ = R

Standards link: Reading comprehension: Follow simple written directions.



Now that you know what kind of animal I am, unscramble the letters to spell my name.

EGGHOEDH

Mysterious 100 Circle three Mystery Animals that add up to 100.

64 19 89 4 23 51 14 71
 12 54 33 46 27 15 32

Standards link: Math /number sense: Compute sums to 100.

Word search

Find the words by looking up, down, backwards, forwards, sideways and diagonally.

PORCUPINE	MOUTH
MYSTERY	POISON
QUILLS	MOLE
SALIVA	WARM
MAMMAL	MUSCLES
FEATHERS	AFRICA
REPTILE	PIG
ANIMAL	

H	S	H	A	C	I	R	F	A	E
D	R	T	G	M	A	M	M	A	L
M	E	U	E	N	R	O	Y	N	E
U	H	O	I	A	L	S	S	O	L
S	T	M	W	E	L	H	T	S	I
C	A	V	I	L	A	S	E	I	T
L	E	N	I	P	U	C	R	O	P
E	F	U	O	I	G	Q	Y	P	E
S	Q	H	O	G	M	C	B	L	R

Standards link: Letter sequencing. Recognized identical words. Skim and scan reading. Recall spelling patterns.

Find your way through the maze

START

FINISH

Stem

BE A DINOSAUR DETECTIVE!

My name is Slate – Sam Slate. I'm a Dinosaur Detective, also known as a paleontologist.

In doing some research in this dry river bed, Sam discovered a group of dinosaur footprints. This is called a **trackway**. And trackways like this one are loaded with clues for Dinosaur Detectives!

Study the trackway

These fossilized footprints tell Sam a lot about dinosaurs. They answer several mystery questions. Help him separate out the footprints of the individual dinosaurs. Color all of the footprints with the number 1 the same color. Use another color for all the footprints with the number 2, and so on. The footprints of five different dinosaurs will appear.

Standards link: Life science: Student know that some kinds of animals that once lived on earth have completely disappeared. Investigation; scientific progress is made by conducting careful investigations.

Circle the answer to each dinosaur mystery question:

1. Which dinosaurs came to the riverbed first?

- 1 2 3 4 5

CLUE: Look to see which tracks have been stepped in. Top tracks came after bottom tracks.

2. Which dinosaurs were the biggest?

- 1 2 3 4 5

CLUE: Measure each dinosaur's stride. A stride is the distance between each step a dinosaur made. The footprints with larger strides came from larger dinosaurs.

3. Which dinosaur traveled with others of its kind?

- Theropod Sauropod



4. Which dinosaurs led the way?

- Larger Smaller

Standards Link:
Reading Comprehension: demonstrate comprehension by identifying answers in illustration.


Sauropods were large four-footed, long-necked, plant eaters.

Theropods walked on two legs with a long, balancing tail.



Dino duos

Each dinosaur below has an identical twin. Find each matching pair.



Standards link: Visual discrimination; find similarities and differences.

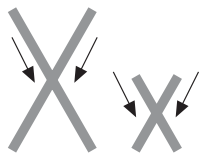
X-ray vision

Draw a line from each picture to the x-ray that matches it.




My letters

X is for X-ray
x is for x-ray



How many words or pictures can you find on this page that have the sound that the letter X makes in the word x-ray?

Learning buddies: Read the two phrases aloud. Have your child read with you. Trace the uppercase and lowercase letter W. Say the letter as you trace it.



My rhyme time


One, two, three, four,
Mary at the kitchen door.
Five, six, seven, eight,
Eating cherries off a plate.

My numbers

How many foxes?

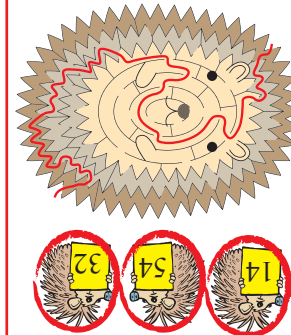
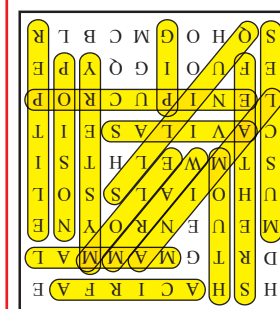
How many cows?

How many boxes?



Learning buddies: Trace and say the number. Read the questions. Touch and count to find the answers.

ANSWERS



Which dinosaurs came to the riverbed first? 2
Which dinosaurs were the biggest? 1
Which dinosaur traveled with others of its kind? Sauropod
Which dinosaurs led the way? Smaller
Dino duos: A and J, B and L, C and K, D and H, E and G, F and I
Take a Guess: MAMMAL
Now that you know what kind of animal I am, unscramble the letters to spell my name: HEDGEHOG

CHECK IT OUT



Check out these spooky reading recommendations by the Salt Lake City Public Library:



“The Dark,” by Lemony Snicket. This is the story of how Laszlo stops being afraid of the dark.
“Star Wars: Are You Scared, Darth Vader?” by Adam Rex.
“Creepy Pair of Underwear!” by Aaron Reynolds
“This Book Is Full of Monsters,” by Guido van Genechten
“I Want To Be In a Scary Story,” by Sean Taylor

Learning buddy sign here

I have completed _____ activities with my Learning Buddy.

Learning buddy's signature _____ Date _____

Please send ideas, suggestions or information to: nie@deseretnews.com

If you would like to receive FREE copies of Connect 1•2•3 for your classroom, order on the Web at deseretnews.com/nie. Connect 1•2•3 is a FREE monthly educational section available only to schools through the Deseret News.

Content created for the Deseret News by: Kid Scoop. Educational fun for kids ages 4-11. www.kidscoop.com

NIE director: Cindy Richards crichards@deseretnews.com
55 N. 300 West
Salt Lake City, UT 84101
801-237-2172



Early

Deseret News




CONNECT 123

Your Family • Community • World

My name: _____

Safety

SAFETY SIZZLES!

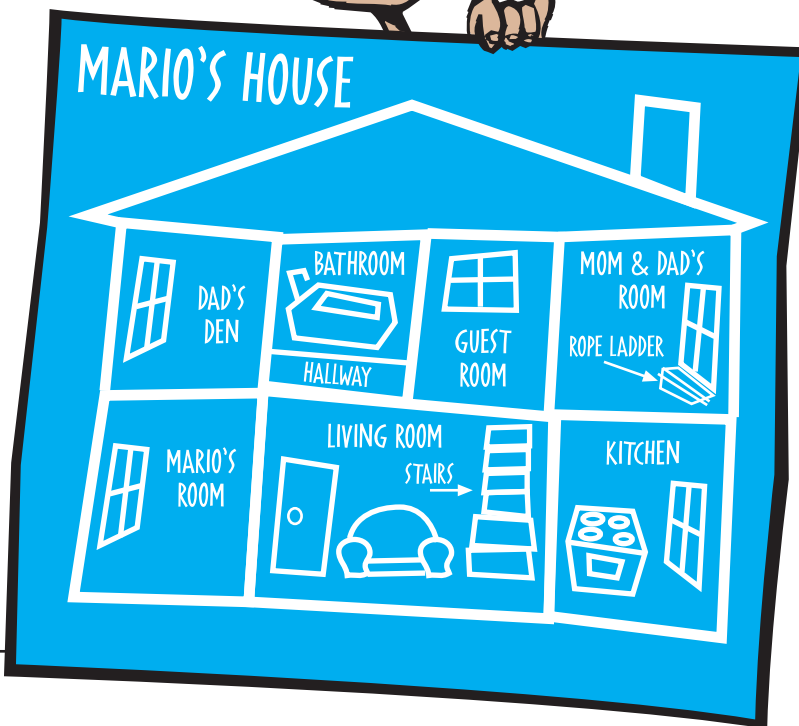


What's your plan in case of a fire?

Of course, the hope is that you will never be in a building that catches on fire. But just in case, it is important to plan an escape route and practice it often.

The Great Escape

Take a look at the plan Mario drew for his home. Using a GREEN crayon, draw a path to escape for each member of the family.



Standards Link: Health: Know the routines to follow in emergency situations.

Stay Low

If you ever find yourself in a burning building, crawl to an exit on your hands and knees. Smoke rises, so the safest place is close to the floor. If possible, cover your mouth with a damp cloth. This will filter out any harmful gases in the smoky air.



Which two are the same?

The Great Escape 2

With your family, draw a map of your home. Plan escape routes for every member of the family should a fire happen in the middle of the night. **DO THIS TODAY!**

IF THERE'S A FIRE:


- Get out of the house!
- If you come to a closed door, feel the door to see if it is hot. If it is hot to touch, don't open it. Turn around and look for a window to climb out of.
- **STAY LOW!** If there is smoke, crawl instead of walk.
- Whatever you do, **DON'T HIDE!** Get out of the building any way you can. Sometimes when things get scary, it is tempting to hide, but this is not the time to hide.
- Once outside the building, call 9-1-1! Get a neighbor to call if you don't have a phone.
- Whatever you do, **DON'T GO BACK INSIDE!** Even if your very favorite teddy bear is still in there, don't re-enter the building. You can get a new teddy, but not a new you!

FIRE SAFETY RULES

Fill in the missing vowels.

- Never pl_y with m_tch_s or l_ght_rs.
- Don't c__k without an _d_l_t present.
- On an _m_rg_ncy call, don't h_ng up until you are t_ld to do so; listen for _nstr_ct_ _ns.
- Always be c_r_f_l around a st_v_, h__t_r or open fire.
- If something c_tch_s on fire, get adult h_lp, or c_ll 9-1-1 or "O" for operator.

Use the code!



HARVEST OF THE MONTH
PEPPERS


Did you know...

- Peppers are packed with vitamins, including vitamins , , and .
- Peppers have 357% more vitamin than an orange!
- The average American eats lbs. of bell peppers each year.



Bell pepper facts

Is a bell pepper a fruit or a vegetable? Color the spaces that have a star **green** to find out!




Green and red peppers come from the same plant. As bell peppers mature, their color changes from green to red as they ripen and become sweeter.

The nightshade family

Do the math to find out which of these foods are in the *solanaceae* or **nightshade** family. The foods that add up to an **odd number** are members of the nightshade family.

11 + 6 + 3 =




broccoli

9 + 4 + 8 =



Serrano pepper

3 + 3 + 3 =



eggplant

15 + 4 + 4 =



paprika

14 + 6 + 7 =



tomato

8 + 8 + 2 =



cherries

7 + 8 + 5 =



onion

1 + 3 + 3 =



jalapeño pepper

2 + 4 + 2 =



peas

6 + 6 + 7 =




bell pepper

3 + 10 + 3 =



avocado

6 + 5 + 4 =



potatoes

Sea monster attack

This tasty and healthy fun-to-make snack is perfect for Halloween parties.



Cut the bell pepper in half. Scoop out seeds.



Cut mouth and teeth shape in bottom half of bell pepper.



Slice bell pepper top to create monster tentacles.



Spread about 1/2 inch of hummus onto a plate



Place pepper head and tentacles as shown. "Glue" on olive slice eyes using a dab of hummus.

Photos courtesy of www.pachtd.com

Content on this page adapted from Network for a Healthy California Harvest of the Month program and www.usapears.com


REMEMBER TO EAT AT LEAST FIVE SERVINGS OF FRUITS AND VEGGIES EVERY DAY!

ANSWERS: Did you know: Peppers are packed with vitamins A, C, K, B6. Peppers have 357% more vitamin C than an orange, Americans eat 16.4 lbs of bell peppers Do the math: 15+4+4=23, 11+6+3=20, 9+4+8=21, 3+3+3=9, 14+6+7=27, 2+4+2=8, 8+8+2=18, 7+8+5=20, 1+3+3=7, 6+5+4=15, 6+6+7=19, 3+10+3=16

Bushman rock art and the ostrich

Ostrich eggs are seen in many rock paintings by African Bushmen. With their thick, sturdy shells, the eggs were used for bowls, cups, jewelry and even to store water. How can you store water in an ostrich egg?

Read the petroglyph story to find out. Then use the code to see if your story is the same.



1 2 3 4 5 6
 7 8 9 10 11 12
 13 14 15 16 17 18 19 20 21 22


CODE	^	Q	V	O	⊕	⊗	⋈	⋈	⊞	
	A	B	C	D	E	F	G	H	I	L
	⊞	Δ	X	⊕	>		⋈	≈	☆	⋈
	M	N	O	P	R	S	T	U	W	Y

Circle the petroglyph in the white box that comes next in each row.

Early learners

Now hear this

If there is a fire, NEVER hide under the bed or in a closet. If you can't get out of the room, scream for help or use what's hidden in the picture below. Color each shape with one dot RED, and each space with two dots BLUE to see what it is.



Standards Link: Health; students recognize and practice safe behaviors.

If you are trapped in a room, close the door. Stuff the cracks with towels or clothing to keep the smoke out until help comes.

Word search

Find the words by looking up, down, backwards, forwards, sideways and diagonally.

- AIR
- DETECTORS
- SMOKE
- CLOTH
- SMART
- WHISTLE

- CRAWL
- CRAYON
- DRILLS
- ESCAPE
- FIRE
- KNEES
- PLANS
- SAFETY
- SIGNS

K	S	S	L	L	I	R	D	G	E
A	L	N	W	A	W	Y	S	S	L
B	Y	G	A	I	R	A	C	E	T
M	T	I	H	L	E	A	R	R	S
A	E	S	T	K	P	I	A	C	I
I	F	E	O	E	F	M	Y	S	H
R	A	M	L	A	S	F	O	E	W
C	S	G	C	S	E	E	N	K	O
S	R	O	T	C	E	T	E	D	H

Standards link:
Letter sequencing. Recognized identical words. Skim and scan reading. Recall spelling patterns.

**Be SMART.
Be safe.
Be seen.**



Halloween is a lot of fun as long as you remember to **see and be seen**. Work with a parent to complete each safety tip using these words:

- TRAFFIC
- CORNERS
- VISION
- FLASHLIGHT
- PREVENT
- CROSSING
- GROUP
- REFLECTIVE
- SOFT

Be bright on Halloween night! Carry a _____.

Use _____ tape or stickers on your costume or treat bag.

Walk, don't run. and obey all _____ signals.

Masks can block your _____.
Use face paint instead.

Costumes and shoes should fit well to _____ trips and falls.

Costume accessories should be _____ and flexible, not sharp and pointy.


Look all ways and listen for traffic before _____.

Always cross at _____, not in between parked cars. Be careful at driveways.

Go with a _____ and bring a trusted adult.

Answers

Never play with matches or lighters. Always be careful around a stove, heater or open fire. Don't cook without an adult present. If something catches on fire, get adult help, or call 9-1-1 or "0", or for operator. On an emergency call, don't hang up until you are told to do so. Listen for instructions. **ROCK ART:** FILL EMPTY EGGS WITH WATER. BURY. DIG UP IN DRY MONTHS.



Learning buddy sign here

I have completed _____ activities with my Learning Buddy.

Learning buddy's signature _____ Date _____

Please send ideas, suggestions or information to: nie@deseretnews.com

If you would like to receive FREE copies of Connect 1•2•3 for your classroom, order on the Web at deseretnews.com/nie. Connect 1•2•3 is a FREE monthly educational section available only to schools through the Deseret News.

Content created for the Deseret News by: Kid Scoop. Educational fun for kids ages 4-11. www.kidscoop.com

NIE director: Cindy Richards crichards@deseretnews.com 55 N. 300 West Salt Lake City, UT 84101 801-237-2172



Fairytale Festival at CenterPoint Legacy Theatre

Read Today had a magical time at the Fairytale Festival at CenterPoint Legacy Theatre. This year's festival was bigger than ever! There was even a storytelling train that traveled to different realms where you met characters and heard their stories. Another new addition to the festival was Bibbity Bobby Books where families donated books. Read Today gave everyone that donated a little gift for their generosity. We also had a candy station that was so awesome it would make Willy Wonka proud. More kids and families attended the festival this year than ever before. A lot of kids came dressed as their favorite characters. There were pirate games, tea parties with princesses, crafts, a wizardry school, a balloon artist and the most heavenly cotton candy. All our favorite princesses were there and even Batman! If you didn't make it to join us this year we hope to see you at the festival next year.

