

CONNECT **1** 2 3

Your Family • Community • World

My name: _____

ROCKET SCIENTISTS



Rockets Big and Small

Whether it's a small model rocket or a giant rocket to Mars, the science behind how rockets work is the same.

A rocket needs a propellant – fuel to push it up into the air. NASA rockets use fuels such as liquid hydrogen. But to launch a soda bottle rocket, air pressure does the trick!

Standards link: Physical science: Students know when force is applied to an object, it will speed up or change direction.

How many words can you make using the letters in the words **ROCKET SCIENCE**?



FROM THE **WOODWORD** DESK OF

Dear Readers,

The challenges of a new school year often include issues of how to make friends and how to handle those who are not so friendly. Check out our **Peace on the Playground** and **Talk about Teasing** pages in this issue – there's great advice on difficult situations, navigating your way around them and feeling good about yourself.

We celebrate **Constitution Day** this year on September 17. Challenge yourself with the mystery questions to learn some fascinating facts about the Constitution and the Founding Fathers.

Fidget Spinners are all the craze this year. We wonder "What is your opinion?" We provide two points of view. You decide whether or not they are a

distraction.

Not all pirates were men. Have some fun with the puzzles on the page on **Women Pirates!**

Time to get your pencils ready, put on your puzzle brain, welcome the new school term and this September edition of **Connect123**.


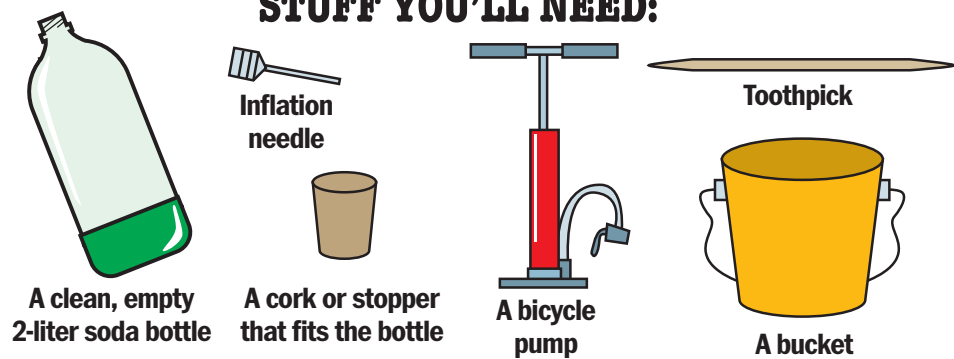
Woodword



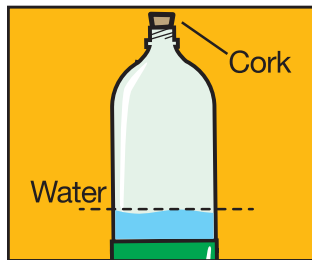
ROCKET SCIENTISTS!

How to Make a Bottle Rocket


STUFF YOU'LL NEED:



1. Use the toothpick to make a small hole in the cork, just large enough for the inflation needle to fit through.



2. Fill about 1/3 of the bottle with water. Insert the cork firmly into the mouth of the bottle.



3. Insert the inflation needle through the cork. Place bottle in bucket facing away from you.



4. Start pumping air rapidly into the bottle. Count-down to lift off has begun!



5. The air wants to escape from the bottle and it pushes the water against the stopper. The rocket will take off when the stopper can no longer withstand the pressure in the bottle. The force of the water powers the rocket into the air.



Photo courtesy El Verano Elementary School, Sonoma, Calif.

Scientist's Journal

QUESTION: Does adding more water affect the rocket?
HYPOTHESIS: Your thoughtful guess about what you think might happen.

OBSERVATION: Describe what happened when you added more water to your bottle rocket.

CONCLUSION: Was your hypothesis correct?

FREEDOM OF SPEECH

People in the United States have the right to speak their opinions, even if they don't agree with the government. But if someone is telling a crowd to kill people or do other violence, that person's right to speak may be challenged and taken away.



Celebrate the United States Constitution on September 17

We the People

The United States Constitution is the *supreme law of the land*. Every action taken by people, business and the government must follow the laws set forth in the Constitution's amendments. The First Amendment (that means addition) to the Constitution protects five important freedoms for Americans.

THE PREAMBLE

We the People of the United States, in Order to form a more perfect Union, establish Justice, insure domestic Tranquility, provide for the common defense, promote the general Welfare, and secure the Blessings of Liberty to ourselves and our Posterity, do ordain and establish this Constitution for the United States of America.

— The Preamble to the Constitution of the United States of America
Source: www.senate.gov

FREEDOM OF THE PRESS

The government cannot control what is printed in newspapers, magazines, books, or broadcast on TV or radio or online.

What might happen without a free press? Cross out the words a government might not want in these newspaper clippings.

"The senator is wrong in supporting this bill," said Mary Holloway. "It isn't fair to people in my situation and so

We think the new bill should be approved but only after some changes are made to it. Without the changes, too many

It's time to replace Mayor Farblatz with someone more in touch with the needs of Anytown voters. He is doing a poor job of managing the

FREEDOM OF RELIGION

The government cannot establish an official religion of the United States. The First Amendment allows U.S. citizens to practice religion the way they want.

Many religions are practiced in the United States. Here are the ten largest religions:

- | | |
|--------------------------|--------------|
| Unitarian Universalist | Christianity |
| Native American Religion | Judaism |
| Wiccan/Pagan/Druid | Spiritualist |
| Islam | Buddhism |
| Hinduism | Baha'i |


Unscramble the letters to reveal which of those religions are the five largest in the U.S.

- RTHNIASICTYI _____
 SIMDAJU _____
 MLISA _____
 DHIDSUBM _____
 DIHSUNMI _____

SOURCE: American Religious Identity Survey, 2001

THE RIGHT TO PETITION

Citizens can ask for changes in the government.




Mr. Freeson wrote a letter to the mayor. Help it find its way to the mailbox.



Citizens can join and organize in groups.

Use the code below to see what this important right is called.

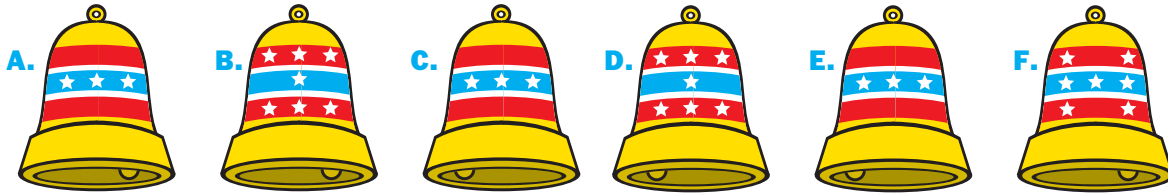
- | | | | |
|-------|-------|-------|-------|
| □ = A | ◼ = G | ◻ = L | ◻ = R |
| ▣ = B | ○ = H | ★ = M | ◼ = S |
| ⊠ = E | ◼ = I | ● = O | ■ = T |



Standards link: Reading comprehension: Follow simple written directions.

Let freedom ring

People are urged to ring bells after reciting the Preamble. The bell-ringing is being led from Valley Forge, PA, where George Washington had a camp during the Revolutionary War.



Find the two bells that are the same.

Standards link: History: Students know the symbols and traditions of the U.S. that provide continuity and a sense of community.

Double Double Word Search

RELIGION
FREEDOM
ORDAIN
POWELL
LAND
PRESS
CROWD
DEFENSE
CONTROL
FIVE
SPEAK
JOIN
PROVIDE
HOME


Find the words by looking up, down, backwards, forwards, sideways and diagonally.



Standards link: Letter sequencing. Recognized identical words. Skim and scan reading. Recall spelling patterns.

How can you prove that HEAT travels faster than COLD?

Circle every third letter. Then write the circled letters on these spaces to reveal the punchline to this riddle.




**GEBTYEHKCDWASZUKLSS
QEPTIWRTKFIHTSLPSACOMTE
KBACWSLTYJSTVWOMBQPAD
FTHJCMNHGBARTCKROVQLBCD**

Answers


Why didn't the tree want to play checkers?
Because it was a chess-nut!
How can you prove that HEAT travels faster than COLD?
Because it is so easy to catch a cold.

CHRISTIANITY
JUDAISM
ISLAM
BUDDHISM
HINDUISM

R I G H T
A S S E M B L E



Use the code to solve this riddle:
Why didn't the tree want to play checkers?



A BIG thank you to all our readers who participated in our Summer Reading Program. We appreciate all the time you dedicated to staying on track with your reading goals over the summer break. The Read Today team had so much fun getting to meet so many readers and their families. This year we had more readers than ever at the ballpark! We want to thank our partners who helped make the program a success this year: The Deseret News, KSL, Seagull Book, McDonalds, the Bees and the Governor's Office. We also want to thank Mrs. Utah, Anne Forester, for helping us at our events this summer. We are excited about the new school year and the adventures it brings. We're working on some exciting stuff and can't wait to tell you about it. So keep reading, let your imagination wander and exercise that brain!

Happy Reading!

The Read Today Team

Learning buddy sign here

I have completed _____ activities with my Learning Buddy.

Learning buddy's signature _____ Date _____

Please send ideas, suggestions or information to: nie@deseretnews.com

If you would like to receive FREE copies of **Connect 1•2•3** for your classroom, order on the Web at deseretnews.com/nie.

Connect 1•2•3 is a FREE monthly educational section available only to schools through

the Deseret News.

Content created for the Deseret News by: Kid Scoop. Educational fun for kids ages 4-11. www.kidscoop.com

NIE director:
Cindy Richards - crichards@deseretnews.com
55 N. 300 West
Salt Lake City, UT 84101 801-237-2172

Early

Deseret News



CONNECT

1 2 3



Your Family • Community • World

My name: _____

ANIMAL

COYOTES

The legendary coyote

Coyote plays a central role in Native American legends. Sometimes, he appears as a **trickster** — someone who plays jokes and tricks in order to get what he needs. Sometimes, he appears as a **creator**.



Read this Karok legend. Do you think the coyote character in the legend is a trickster, a creator or both?

There once was a time when humans did not have fire to keep them warm. The only beings in the world that knew how to make fire were the Fire Beings. Coyote, being the

cleverest and slyest of all the Karok, decided to spy on the Fire Beings and learn how to make fire.

The Fire Beings guarded the secret of fire very carefully. But when the Fire Beings' watch changed, Coyote grabbed the fire and ran. One of the Fire Beings chased after Coyote, but as we all know, coyotes are very fast. The Fire Being grabbed only the tip of Coyote's tail, burning the fur. That is why coyotes have black tips on their tails.

There was a terrible tussle, but eventually Coyote threw the fire to Wood, who swallowed it and would not give it up to the Fire Beings again.

Coyote knew how to get the fire out of Wood, though—by simply rubbing two dry sticks together! And this, it is said, is how the Karok people learned how to create fire.

Coyotes live all over the United States, but most of them live in the Western states.

Coyotes are very much like dogs. The puppies play with each other and wrestle like puppies. But when they're fully grown, coyotes can be a big problem for ranchers.



Standards link: Reading comprehension: Use reading skills and strategies to understand a variety of literary passages and texts.

MONEY MATTERS

Summer Cents



An old-fashioned lemonade stand makes cents in busy, modern times! Few people take the time to squeeze fresh lemonade. Follow our “recipe” for success and start a lemonade stand of your own!



Kevin and Melanie have everything they need for their lemonade stand — except customers. Draw some customers purchasing lemonade to complete this picture.

STEP 1: The Business Plan

You will need to invest a little cash to get started. Visit or call a local store to find out what the things you need cost. Add up your costs to determine your price and profit. Here is what the math looks like:


EXPENSES :	
12 lemons cost	\$1.20
1 3/4 cups of sugar cost20
20 paper cups cost60
Total cost for 20 cups of lemonade:	\$2.00
INCOME :	
20 cups of lemonade at 50¢ each ...	\$10.00
PROFIT :	
(The money you make after covering your expenses)	\$8.00

On a hot day, in the right spot, you might sell 100 cups of lemonade! How much money would you earn?



STEP 2: Make a Big Sign

Make a big, bold sign to attract people to your stand. If it is OK with your neighbors, put up several colorful signs to direct people to your stand.



STEP 3: Punch Up Profits

Offer your lemonade in cups made out of oranges. To make one, cut the top off of an orange and scoop out the insides with a spoon. Pour in the lemonade and serve with a straw. Give your lemonade-in-an-orange a snazzy name, like **CITRUS TREAT**, and charge more!

Remember! Add the cost of an orange and a straw to your expenses to determine the price of your “Citrus Treat.”

Standards Link: Math/number sense: Students solve problems by adding, subtracting and multiplying amounts of money.

Women Pirates

Most pirates were men, but not all. At least two were women ... *disguised as men!*



The Strange Tale of Mary Read



Mary Read's father died when she was just a baby. _____ and unable to find work, Mary's mother could get help from her mother-in-law, but only if she had a son.

So, she dressed Mary in boy's clothing and raised her as a boy.

Mary got to run and do _____ activities that girls in those days were not allowed to do.

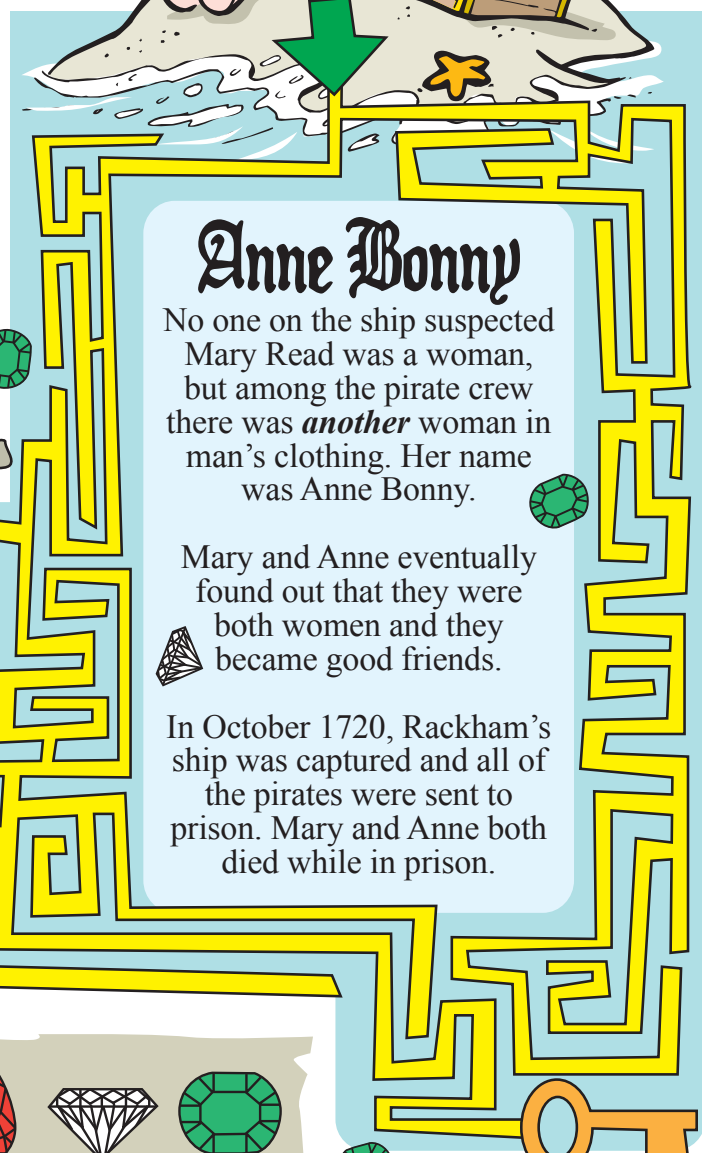

She grew up to be sturdy and strong.

To earn money, Mary continued to disguise herself as a young man and

got work as a sailor. She went on many voyages. Eventually she worked on a ship _____ for the West Indies.

In those days, Spanish ships loaded with _____ from the New World sailed from the West Indies to Europe. Pirates attacked these ships to steal the gold, pearls, gems and silks.

Mary's ship was attacked by a pirate ship under the _____ of Captain "Calico Jack" Rackham. Captured, she joined Rackham's pirates.



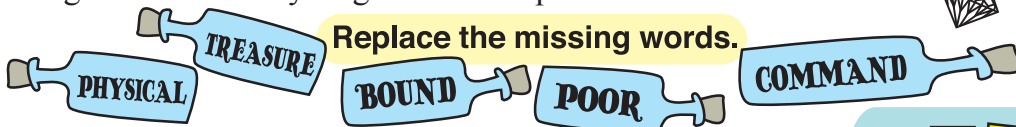
Anne Bonny

No one on the ship suspected Mary Read was a woman, but among the pirate crew there was *another* woman in man's clothing. Her name was Anne Bonny.

Mary and Anne eventually found out that they were both women and they became good friends.

In October 1720, Rackham's ship was captured and all of the pirates were sent to prison. Mary and Anne both died while in prison.

Replace the missing words.



Standards Link: Reading comprehension: Read from a variety of genres including non-fiction.

Can you match each pirate word with its definition?

1. ahoy
2. eye
3. doubloon
4. crow's nest
5. cutlass
6. Jolly Roger
7. landlubber

- a. a gold coin
- b. a sword
- c. a black flag with a white skull and crossbones
- d. a person who lives on land
- e. a high place on the mast where a person can see a long distance
- f. hello
- g. yes

Treasure Trouble!

Shiver me timbers! Someone spilled the treasure chest. How many of each of the following can you find scattered on this page?



- 0 =
- 1 =
- 2 =
- 3 =
- 4 =
- 5 =
- 6 =
- 7 =
- 8 =
- 9 =

Coyote code

Discover some amazing coyote facts using the code at left.

They can jump over feet. That's higher than a basketball hoop, which is feet above the ground.

A coyote litter can have to pups.


Their average life span in the wild is years.

Coyotes can run over miles per hour.

Coyotes can make different sounds.


Standards Link: Life Science: Students know that living organisms have distinct structures and body systems that serve specific functions in growth, survival and reproduction.

Number these pictures in order based on what you read in the Karok legend.



Pirate pairs

The crew of the pirate ship The Scurvy Albatross came up with a unique flag. It's the only one here that has no exact duplicate. Circle it.



Standards link: Reading comprehension: Follow simple written directions.

Answers

Pirate pairs: 19

Coyote code: 22

Match each pirate word with its definition.

1-f
2-g
3-a
4-e
5-b
6-c
7-d

Coyote code: They can jump over 13 feet. That's higher than a basketball hoop, which is 10 feet above the ground.

Coyote code: A coyote litter can have 3 to 12 pups.

Coyote code: Coyotes can run over 40 miles per hour.

Coyote code: Coyotes can make 11 different sounds.

FIT & FUN

Coyote stretches

Get a little exercise the limber coyote way!



Coyote stretch #1
Imitate the pose of this coyote. While on all fours, arch your back and stretch. Can you raise your arm?



Coyote stretch #2
Sit on your haunches and howl. Feel your neck stretch? Raise your shoulders up and down as you howl.



Coyote stretch #3
Roll on your back and waggle your arms and legs in the air as if someone's rubbing your tummy!




Coyote stretch #4
Coyotes are amazing jumpers! Can you balance on all fours and jump up and down? It isn't easy, is it?

Standards link: Physical education: Use a variety of basic and advanced movement forms.



POWERED BY
Deseret News



Welcome back students!

When I interviewed Governor Herbert recently, he told me that he hoped Utah could improve our student achievement. And the key to doing that, he said, is **READING!** At Read Today and KSL, we spent the summer talking about the importance of reading at home and planning events to make it fun. And now we want to keep that momentum.

Reading as a family is the most important thing you can do to ensure success in school. So try to find time in your busy schedules to make that happen—in the car, while Mom is making dinner, whenever you can squeeze it in. Reading is the fundamental skill that boosts all learning. And we're going to be looking for schools and communities that do great things around family reading, so we can spotlight them on the news.

Make it a great year!

Deanie Wimmer

Learning buddy sign here

I have completed _____ activities with my Learning buddy.

Learning buddy's signature _____ Date _____

Please send ideas, suggestions or information to: nie@deseretnews.com

If you would like to receive **FREE** copies of **Connect 1•2•3** for your classroom, order on the Web at deseretnews.com/nie.

Connect 1•2•3 is a **FREE** monthly educational section available only to schools through

the Deseret News.

Content created for the Deseret News by: Kid Scoop. Educational fun for kids ages 4-11. www.kidscoop.com

NIE director:
Cindy Richards - crichards@deseretnews.com
55 N. 300 West
Salt Lake City, UT 84101 801-237-2172

Early

Deseret News

CONNECT 1 2 3



Your Family • Community • World

My name: _____

HEALTH

Talk about teasing

This page is to start you talking! Read each section and then discuss the questions.

Why do kids tease? Some teasing starts out to be fun, but then it goes too far and turns negative and hurtful. Some kids tease because they feel bad about themselves, or they are sad or scared. Some kids tease to go along with the crowd. They think teasing other children will make them look cool.

Lydia is teasing Julie about her messy hair. Circle what Julie is thinking. Why did you choose the thought you selected?

Funny is not the same for everyone. One person may think getting teased about their hair is funny. Another person might find getting teased about their hair painful.

TALK ABOUT IT! **When and why have you teased someone in the past?**

Standards link: Health: Students know strategies for solving interpersonal conflicts without harming self or others.

TALK ABOUT IT! **When is teasing fun and when is it painful?**

Look at the examples of teasing below. Cross out the examples that you think are hurtful. Circle the ones you think are funny. Not everyone will circle and cross out the same pictures. Why is that?

So, how's it going, Four Eyes?

Nice work, Professor Einstein!

Good catch today, Freckle Face!

How's the weather down there, Shorty?

What is something this kid could say that is funny but not hurtful?

Peace on the playground

Bullying makes playgrounds, schools and even neighborhoods feel unsafe for some children. *Connect123* looks at ways children can help themselves and others be safe on the playground.


Find the bully

You can't tell a bully by his or her looks. You can tell who is a bully by the way he or she acts. Here are some of the things a bully might do:

- Hit, kick or push to hurt people.
- Call others bad names, tease or scare people.
- Say mean things about someone.
- Grab someone else's stuff.
- Leave a kid out of a game on purpose.
- Threaten another kid.

What else have you seen bullies do?

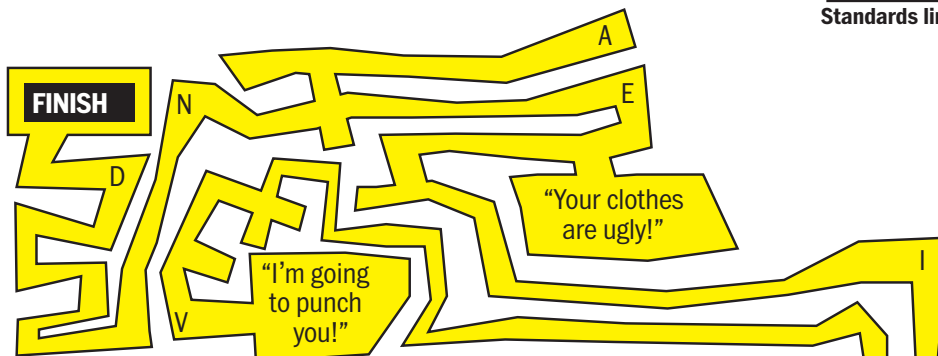
Standards link: Health: Make decisions about feelings and safety issues that support mental and emotional health.



Eric Kevin Stacy Miguel Abby

Bully clues: The bully is not wearing a hat. The bully isn't wearing a striped shirt. The bully is not wearing glasses. Which kid is the bully?

Standards link: Reading comprehension: Follow written directions.



Get through the bully maze

Many, many children are bullied everyday. These children can feel lost in a maze made up of bad feelings – sad, stressed, embarrassed, nervous, depressed, helpless. These feelings can make it hard to do well in school and to make friends. Experts say that there is something that can help a child who has been bullied. To find out what that is, complete the maze. The letters along the correct path of the maze spell the answer!



START

Standards link: Health: Identify ways to seek assistance if concerned, threatened or abused.

Action plan

Bullying hurts. It hurts a lot. Bullying can make kids feel sick. It can make them not want to go to school. And, no one likes to watch other kids getting picked on. No one likes a bully.

Stan is the shortest boy in the fourth grade. Greg, the tallest boy, picks on him every day. Abby and Eric are tired of watching this. What could Stan do or say? What could Eric do or say? What could Abby do or say? What does everyone want Greg to do?



Anti-bully armor

When you feel good about yourself, you're less likely to be hurt by what others say. Take a little time to build up your anti-bully armor. What is anti-bully armor? Feeling good about yourself! Look through the newspaper for words and pictures that show something that is good about you. Glue these onto a sheet of paper titled: **What's good about ME!** Post it where you can see it every day.

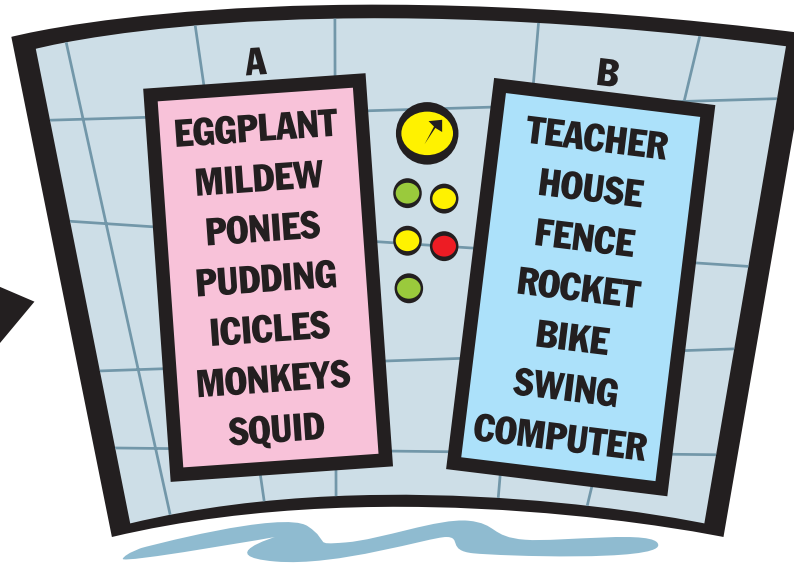
Tips to handle teasing:

1. Ignore the teaser or walk away and go somewhere else to play. Some people tease to get attention and if they don't get it, they will stop.
2. Tell the person teasing you that you would like them to stop. Say things like, "When you say that, it hurts my feelings, and I want you to stop." or, "Please stop teasing me now."
3. Make a joke or say something bizarre like, "Hey! There is spaghetti falling off the tree!"
4. If none of the above works, seek help from a trusted teacher, parent or other adult.



What are some good ways to deal with being teased?

Hey, look! Is that **A** on that **B** ?



Coming up with something bizarre to say might be hard at first. Think of some wild things to say and practice them at home using this Silly Sentence Generator. Try it with this sentence in several combinations, or make another.



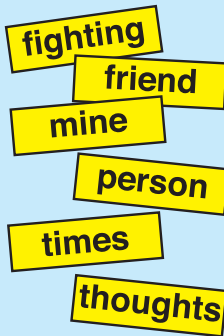
What do you think kids should do if they are embarrassed or hurt by teasing?

Standards link: Health: Understand how to respond to the behavior of others and how your behavior may evoke responses in others.

How to Deal with Bullies

- ▶ **Pretend not to hear.** Instead listen to your own ~~thoughts~~ and tell yourself, "That's their problem, not ~~me~~" and "I'm OK just the way I am."
- ▶ **Find a safe person to talk to.** Make a list of people you could talk to about being bullied or about ~~bullying~~ you have seen others being bullied.
- ▶ **Be a buddy.** Kids who are alone are more likely to be bullied. Make a plan to walk with a ~~bully~~ wherever you think you might meet a bully.
- ▶ **Don't bully back.** Getting angry and ~~bullying~~ back sometimes is just what the bully wants. It's dangerous too, because someone could get hurt.

A bully scribbled over some of the words in our list of tips! Find the missing word or words in each tip below.



Standards link: Health: Develop protective factors that help foster resiliency.

Double Double Word Search

- PLAYGROUND
- PEACE
- BULLIES
- HURTS
- NERVOUS
- THREATEN
- HELP
- BUILD
- FRIEND
- TEASE
- ARMOR
- GAME
- FEELINGS
- PATH
- MEAN

Find the words by looking up, down, backwards, forwards, sideways and diagonally.



Standards link: Letter sequencing. Recognized identical words. Skim and scan reading. Recall spelling patterns.


Help King Kooky!

King Kooky has lost his 3 keys, his 2 kittens and his kite. Can you help him find all 6 things? He might give you a kiss!

SCRAMBLED SCHOOL SUPPLIES

Mrs. Kelsey's students were each given this supply list.

- 1 box of crayons
- 2 notebooks
- 2 glue sticks
- 3 pencils
- 1 eraser
- 1 ruler
- 1 red pen
- 1 blue pen



Some of these students have extra items, but each student is missing one or more of the items. List the missing items.

Connor:

Jayden:

Hannah:

Olivia:

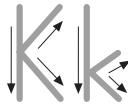
Logan:

Sophia:



My letters

K is for King
k is for king



Learning buddies: Read the two phrases aloud. Have your child read with you. Trace the uppercase and lowercase letter **K**. Say the letter as you trace it.

How many pictures can you find on this page that start with the sound that the letter **K** makes in the word **king**?

My numbers

How many ?

How many ?

How many ?



Learning buddies: Trace and say the number. Read the questions. Touch and count to find the answers.

My rhyme time

Old King Cole was a merry old soul,
And a merry old soul was he.
He called for his pipe, and he called for his bowl,
And he called for his fiddlers three.

Answers

Scrambled school supplies
Connor: 1 pencil, 1 eraser
Sophia: 1 glue stick, 1 ruler
Logan: 1 ruler, 1 pen
Olivia: 1 eraser, 1 red crayons
Hannah: 1 box
Jayden: 1 glue stick
blue pen
Connor: 1 pencil, 1 eraser

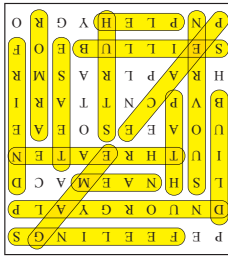
How to deal with bullies:

Pretend not to hear. Instead listen to your own thoughts and tell yourself, "That's their problem, not mine," and "I'm OK just the way I am."

Find a safe person to talk to. Make a list of people you could talk to about being bullied or about times you have seen others being bullied.

Be a buddy. Kids who are alone are more likely to be bullied. Make a plan to walk with a friend wherever you think you might meet a bully.

Don't bully back. Getting angry and fighting back sometimes is just what the bully wants. It's dangerous too, because someone could get hurt.



Learning buddy sign here

I have completed _____ activities with my Learning Buddy.

Learning buddy's signature _____ Date _____

Please send ideas, suggestions or information to: nie@deseretnews.com

If you would like to receive FREE copies of Connect 1•2•3 for your classroom, order on the Web at deseretnews.com/nie. Connect 1•2•3 is a FREE monthly educational section available only to schools through the Deseret News.

Content created for the Deseret News by: Kid Scoop. Educational fun for kids ages 4-11. www.kidscoop.com


NIE director: Cindy Richards crichards@deseretnews.com 55 N. 300 West Salt Lake City, UT 84101 801-237-2172

CHECK IT OUT




The City Library
THE SALT LAKE CITY PUBLIC LIBRARY SYSTEM


This month the librarians at Salt Lake City Public Library have chosen the theme: "Books with beautiful artwork." Check out their picks and start reading.



"The Antlered Ship," by Dashka Slater; illustrated by Terry and Eric Fan. An inquisitive fox sets off on a seafaring voyage with a crew of deer and pigeons in this enchanting tale of friendship and adventure.




"Little Fox in the Forest," by Stephanie Graegin. Two friends follow a young fox deep into the woods and discover a wondrous and magical world.



"This House, Once," by Deborah Freedman. This book invites readers to think about where things come from and what nature provides.



"A Perfect Day," by Lane Smith. Today is a perfect day for Cat, Dog, Chickadee and Squirrel until bear comes along.



"Wolf in the Snow," by Matthew Cordell. A girl is lost in a snowstorm. A wolf cub is lost, too. How will they find their way home?