

Early

Deseret News

CONNECT 123

Read  Today
POWERED BY
Deseret News

Your Family • Community • World

My name: _____



Can you find the numbers 1 through 9 hidden in this picture?

DIS is for you!

All of the words in the puzzle below start with the letters D-I-S. Read the definition of each word and see if you can fill in the blanks. If you get stuck, look at the tombstones for each word's missing letters.

To do something shameful:
DIS_____

Not truthful:
DIS_____

To throw away as useless:
DIS_____

To be suspicious of something:
DIS_____

Extreme suffering or hardship:
DIS_____

To stop someone from paying attention:
DIS_____

To pull or twist out of shape:
DIS_____



FROM THE DESK OF WOODWORD

Dear Readers,

I LOVE October!!! The days are getting shorter and the leaves on the trees are beginning to change color.


And, of course, Halloween is coming!

Have you thought about what you are going to be for Halloween? I'm still trying to make up my mind.

This month **Connect123** is full of SPOOK-TACULAR fun. You can get the scoop on mummies, read about some not-so-scary foods and animals, AND chomp into some puzzles and games on nearly every page.

And while you are out and about - look for some fall leaves to crunch.

Happy Reading! *Woodword*



Who's afraid of VEGGIES?

by Count Alucard

The veggies on today's page provide you with vitamins to keep you strong, healthy and full of energy!



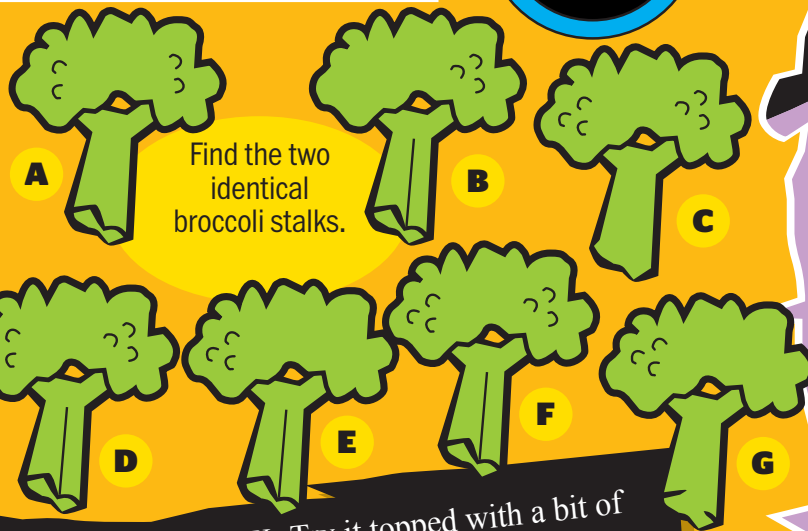
Steamy or crunchy
Or fresh from the yard
Veggie fear, disappear,
With **Count Alucard!**

DRACULA

There is a little mystery in the Count's name. Hold this page up to a mirror and what does his name spell?



Our first fearsome food
Is **BROCCOLI**, it's true!
These strange little "trees"
Can taste yummy, too!



Find the two identical broccoli stalks.

WE DARE YOU: Try it topped with a bit of tasty cheese sauce

Most feared of them all
Are green **BRUSSELS SPROUTS**,
But give them a chance
Before ruling them out!



WE DARE YOU: Try them cooked with chestnuts

GROSS
but
TRUE!
In ancient Egypt, onions were used to replace eyeballs in mummies' skulls!

Purple and plump
It looks a bit odd
Give **EGGPLANT** a try
It's good for your bod!



Help Farmer Frank find his way back to the lab.



MUMMIES

THE WORLD'S FIRST WRAP STARS



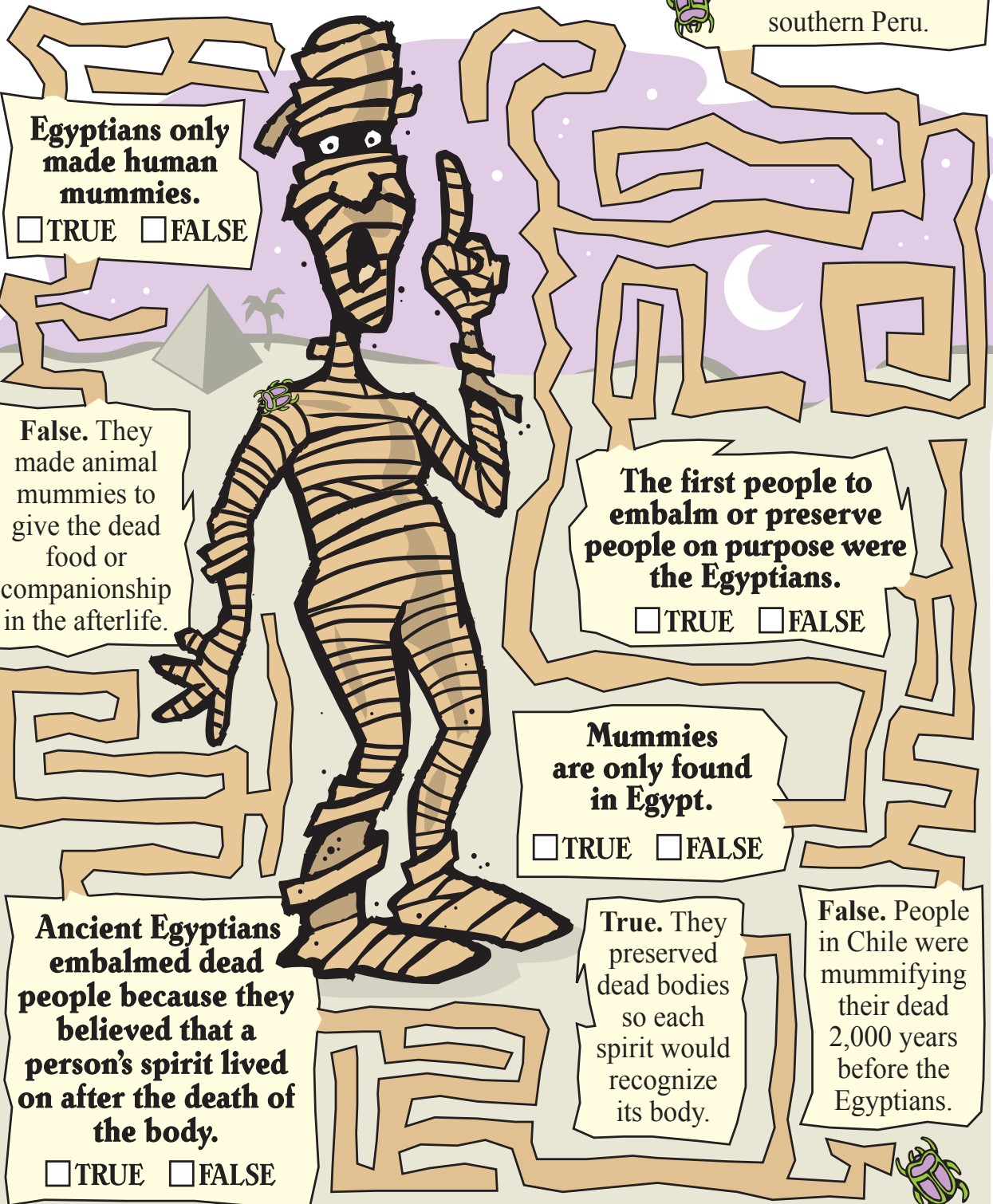
False. Mummies, or preserved dead bodies, have been found in such places as the Alps, in Florida and in southern Peru.

What is a mummy?

A mummy is a dead body that has been preserved.



When people die, the body usually begins to decay. Soft parts, such as the skin and other organs, soon rot away. But in mummies, the body does not decay. Sometimes the bodies were preserved on purpose. Other times, the body is preserved by accident. It might have been frozen, left in a very dry place or even covered by a peat bog.



Egyptians only made human mummies.
 TRUE FALSE

False. They made animal mummies to give the dead food or companionship in the afterlife.

The first people to embalm or preserve people on purpose were the Egyptians.
 TRUE FALSE

Mummies are only found in Egypt.
 TRUE FALSE

Ancient Egyptians embalmed dead people because they believed that a person's spirit lived on after the death of the body.
 TRUE FALSE

True. They preserved dead bodies so each spirit would recognize its body.

False. People in Chile were mummifying their dead 2,000 years before the Egyptians.



Unravel mummy mysteries

This mystifying mummy is trying to trick you. Can you separate fact from fiction? Follow the mummy's wrappings to check your mummy memory.




Standards Link: History: Students analyze the religious and social structures of the early civilizations of Egypt.

Honored beetle

For Egyptians, the scarab beetle was a symbol of life after death. It is found on masks, jewelry and decorations that adorn the tombs holding their mummies.

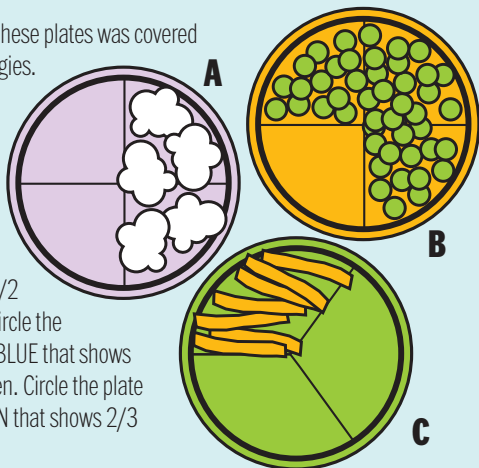
How many scarabs can you find on these pages?



Puzzler

Each of these plates was covered with veggies.

Circle the plate in RED that shows 1/2 eaten. Circle the plate in BLUE that shows 1/4 eaten. Circle the plate in GREEN that shows 2/3 eaten.



Standards link: Number sense: Identify fractional amounts.

Double double word search

Find the words by looking up, down, backwards, forwards, sideways and diagonally. Then find them again in the pages of this section of **Connect123**.

- | | | |
|------------|---------|--------|
| ALUCARD | SPROUTS | STEAMY |
| BRUSSELS | TREES | PLUMP |
| BROCCOLI | CHEESE | GREEN |
| EGYPT | ONIONS | |
| CARROT | GARDEN | |
| PARMIGIANA | FRESH | |



Standards link: Letter sequencing. Recognized identical words. Skim and scan reading. Recall spelling patterns.

How to make a mummy, Egyptian style

Egyptians used a process called embalming to preserve people's bodies. It took a long time and had many steps. Below are some of the steps, but they are in the wrong order. Solve each math problem, then cut out each step and paste them in order from lowest to highest on another sheet of paper.

$5 + 8 - 10 = \bigcirc$

The body was covered with a kind of salt and left to dry.

$9 - 2 - 1 - 2 = \bigcirc$

The body was wrapped in layers of linen. Good luck charms were sometimes wrapped in the layers.

$23 - 11 - 11 = \bigcirc$

The embalmers took out the brain, lungs, stomach, liver and intestines. The heart was left in the body and all of the organs were saved, except for the brain. It was thrown away. What does this tell you about the importance Egyptians put on the brain?

$9 + 5 - 12 = \bigcirc$

They filled the "empty" body with sawdust and spices.

Standards link: Reading comprehension: Students identify text that uses sequences; restate facts in text to clarify and organize ideas.

Answers

DIS is for you!
Distress
Disgrace
Dishonest
Disrupt
Distort

Matching broccoli stalks: D & F
B is 1/4 eaten, C is 2/3 eaten
Puzzler: A is 1/2 eaten, B is 1/4 eaten, C is 2/3 eaten



Day of Caring

Last month Lincoln Elementary School in Granite School District was paid a visit by more than one hundred volunteers. Some of the volunteers read to students, some spoke about their interesting and amazing jobs, while others helped with the food pantry or painted a mural for the school's library. Read Today was happy to participate and help volunteer. Our team led a fun assembly with the students and surprised the principal with a giant check to purchase more books for the school's library. Read Today is proud to help schools in need of books. We take literacy very seriously. We believe reading can truly make a positive difference in all our lives. So open a book today!



Learning buddy sign here

I have completed _____ activities with my Learning Buddy.

Learning buddy's signature _____ Date _____

Please send ideas, suggestions or information to: nie@deseretnews.com

If you would like to receive FREE copies of **Connect 1•2•3** for your classroom, order on the Web at deseretnews.com/nie.

Connect 1•2•3 is a FREE monthly educational section available only to schools through

the Deseret News.

Content created for the Deseret News by: **Kid Scoop**. Educational fun for kids ages 4-11. www.kidscoop.com

NIE director:
Cindy Richards - crichards@deseretnews.com
55 N. 300 West
Salt Lake City, UT 84101 801-237-2172

Early

Deseret News



CONNECT

123



Your Family • Community • World

My name: _____


SEASONAL

Columbus Day

Trade made the world new

Columbus' landing changed both the European and the American continents forever. The Spanish called the Americas the "New World." But the Americas — both North and South — were not "new." They were old continents just like Europe, Asia and the others.

However, the trading between the continents that resulted from Columbus' trip made the entire world new. It brought many changes to people and places all over the world.




Columbus' sailors traded buttons and tools for Native American hamacas (hammocks). These made excellent beds on board ship.

Trading hamacas was just the beginning. Corn and potatoes were also new to the Europeans. They became important foods in both Europe and Africa.

Unfortunately, Europeans also brought new diseases to the Americas. Diseases such as smallpox, measles and the flu eventually caused the deaths of hundreds of thousands of Native Americans.

Standards link: History/Social Science: Students describe the early explorations of the Americas and the cooperation and conflicts that existed between the Indian nations, explorers and settlers.

Connect the dots to complete the Santa Maria.



What's hiding in the hull?

The outside or frame of a ship is called its **hull**. How many of these things can you find hiding in the hull of the above ship?

- comb
- hammer
- broom
- fish
- pencil
- eyeglasses
- teapot

Entrepreneurs!

What's an entrepreneur?

An **entrepreneur** (on-trah-preh-nyur) is a person who sees a way to earn some money by solving a particular problem.

For example, lots of kids have learned that thirsty people on hot days will pay for a cold glass of lemonade.

Entrepreneurial thinking

Can you see the job opportunity in each of these pictures?

Look at each picture. What are the problems here? What kind of help might they be willing to pay for?



Who wants to make money?

One way to make money is to get a job. But that is not possible for everyone. Often times kids can't get jobs because they are too young.

But that hasn't stopped kids around the world from finding clever ways of earning some cash. Some kids turn doing something they love doing into a way of earning money.

Look at each of the following pictures. Write down ways a business you could start might be able to help.

PROBLEM:
Litter around the neighborhood

SOLUTION:

PROBLEM:
Neighbor who works all day has new kitten

SOLUTION:

PROBLEM: Weather heat wave

SOLUTION:

98°	101°	104°	106°	103°	99°	95°
SAT	SUN	MON	TUE	WED	THU	FRI

Puzzler

Do the math to reveal the answer to this riddle.

What has a mouth but doesn't eat, a bank with no money and a bed but never sleeps?

$\frac{\quad}{22}$	$\frac{\quad}{26}$	$\frac{\quad}{5}$	$\frac{\quad}{27}$	$\frac{\quad}{9}$	$\frac{\quad}{26}$
--------------------	--------------------	-------------------	--------------------	-------------------	--------------------

13 + 9 = A
24 - 6 = D
17 - 8 = E

33 - 9 = G
28 + 4 = H
16 - 11 = I

15 + 11 = R
18 + 7 = S
34 - 7 = V

Standards link: Economics: Students know that entrepreneurs are people who use resources to produce innovative goods and services they hope people will buy.

Bitten by the Business Bug

By Jason O'Neill

When I was 9 years old, I wanted to find a way to make homework just a little more _____. That's when I came up with the idea for Pencil Bugs.

With the _____ of my parents, we bought the supplies and made my first Pencil Bug. My favorite color is red so that's what I painted it.

I _____ the Pencil Bugs at craft fairs. Soon, I was busy taking orders and _____ new ones on a regular basis. I decided on _____ other bold colors to complete the set of eight that I now sell.

Each Pencil Bug has a _____, a birth date and a Certificate of Authenticity.



These Pencil Bugs are holding some of the missing words from this article. Use your pencil to write each missing word where it belongs.

Trade secrets

Look at the list of things Europeans and Americans traded. Then draw a line from each word in the list to its matching scrambled word.

What Europe Got from the Americas

- NRCO
- TUNEPSA
- ESOMOTAT
- PESLPAENIP
- CABTOOC
- ATSOPOTE
- LOCCOHTEA
- SMOMCHAK
- KUPMSNIP

- potatoes
- pigs
- corn
- cattle
- pineapples
- chickens
- geese
- bees
- grapes
- tobacco
- hammocks
- chocolate
- peanuts
- pumpkins
- tomatoes

What the Americas Got from Europe


- ESEGE
- ESEB
- PAGSER
- GPSI
- TLEACT
- NISHCEKC

Standards link: Reading Comprehension: Follow simple written directions.

Double Double Word Search

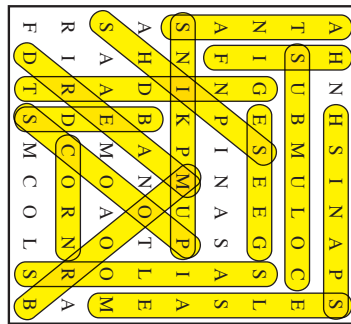
- COLUMBUS
- TRADING
- PUMPKINS
- SHIPS
- SCOOP
- BROOM
- MEASLES
- SAILORS
- SPANISH
- CORN
- SANTA
- GEESE
- DREAM
- FISH
- BEDS

Find the words by looking up, down, backwards, forwards, sideways and diagonally.



Standards link: Letter sequencing. Recognized identical words. Skim and scan reading. Recall spelling patterns.

Answers



What has a mouth but doesn't eat, a bank with no money and a bed but never sleeps?
A **R** **I** **V** **E** **R**



2022: \$635.25	2023: \$726
2021: \$544.50	2024: \$816.75
2020: \$453.75	2025: \$907.50
2019: \$363	2026: \$998.25
2018: \$272.25	Total: \$998.25
2017: \$181.50	

The Ten Year Plan

One Year's Savings: Total: \$90.75

What the Americas Got from Europe	<ul style="list-style-type: none"> potatoes pigs corn cattle pineapples chickens geese bees grapes tobacco hammocks chocolate peanuts pumpkins tomatoes
What Europe Got from the Americas	<ul style="list-style-type: none"> NRCO TUNEPSA ESOMOTAT PESLPAENIP CABTOOC ATSOPOTE LOCCOHTEA SMOMCHAK KUPMSNIP



Fairytale Festival

Where can you meet and mingle with your favorite Disney characters here in Utah? The Fairytale Festival at CenterPoint Theatre! Every year they gather together to spend the day with their favorite fans. Those who attend can learn how to slay a dragon in knight's training, design their own castle or fairy dwelling, create magic potions and spells, or get fitted for a glass slipper, just to name a few. Read Today was more than happy to be a part of the celebration and handed out books to kids who promised to give them a good home. Read Today also hosted the storytelling tent, where kids and their parents gathered to hear stories from all around the world. If you could pick one story to share, what would it be?

Please send ideas, suggestions or information to: nie@deseretnews.com

If you would like to receive FREE copies of **Connect 1•2•3** for your classroom, order on the Web at deseretnews.com/nie.

Connect 1•2•3 is a FREE monthly educational section available only to schools through the Deseret News.

Content created for the Deseret News by: Kid Scoop. Educational fun for kids ages 4-11. www.kidscoop.com

NIE director:
Cindy Richards - crichards@deseretnews.com
801-237-2172
55 N. 300 West Salt Lake City, UT 84101

Learning buddy sign here

I have completed _____ activities with my Learning buddy.

Learning buddy's signature _____ Date _____

Early

Deseret News



CONNECT 1 2 3

Your Family • Community • World

My name: _____



Hi! I'm Cornelius the scarecrow. Let's look at the amazing story of a favorite treat - **POPCORN!**

POPCORN

Stone Age Snack?

Waaaaaaay before there were movies, there was popcorn. Archeologists have found evidence that makes them think people could have snacked on popcorn more than _____ years ago!

800
8,000
4,000

START


Follow the maze to find the missing number!



1 True or False: Americans eat about 5 gallons of popcorn per person each year.



2 True or False: Ancient kernels of popcorn found in Peru can still pop.



3 True or False: When scientists dusted off some 1,000-year-old popcorn found in a dry desert cave in southern Utah, it looked freshly popped.




4 True or False: Nobody knows why popcorn pops.




5 True or False: The oldest ears of popcorn ever found were discovered in the Bat Cave of New Mexico. Some were smaller than a penny and were about 4,000 years old.



6 True or False: Unpopped kernels are called old men.



7 True or False: Native Americans introduced popped corn to pilgrims at the first Thanksgiving. They liked to hold an oiled ear of popcorn on a stick over the fire, then munch the popped kernels right off the cob.



8 True or False: Pilgrims used to eat popcorn cereal for breakfast, pouring milk and sugar over it.

Standards Link: History: Compare and contrast everyday life in different times and places and recognize that some things change over time.

The Secret of the POP!

Inside the hard shell of a kernel of popcorn there is a little bit of **WATER**. When the kernel gets really **HOT**, the water inside turns into **STEAM**. The pressure from the steam causes the kernel to explode and ... **POP!** You get a fluffy white popped kernel!

Use yellow to color all the popcorn pieces that have words that rhyme with **POP!**
Use red to color all the pieces with words that rhyme with **HOT**.

Popcorn Tip!
Store popcorn kernels in a tightly sealed jar so that they will not dry out.

Standards link:
Word Analysis: Recognize rhyming words.
Reading Comprehension: Follow simple written directions.

COOKING TOGETHER

CREATE A SCARROT!

Use carrots, fruits and vegetables and imagination to make creepy treats!

<p>STEP 1</p> <p>Carefully slice one carrot into round, coin-like shapes.</p>	<p>STEP 2</p> <p>Slice another carrot into sticks.</p>	<p>STEP 3</p> <p>Use raisins, berries or olive slices for eyes and peanut butter for glue.</p>	<p>STEP 4</p> <p>Use bell pepper slices to make fangs and broccoli for hair.</p>
--	---	---	---

Preparing creative meals and snacks together with your children is a great way to encourage healthier eating habits. If kids help make a dish, they will be more likely to try new, unfamiliar foods. And the Halloween snacks above show that eating healthy foods can be a whole lot of fun!

Creature compound

Dr. Von Creep has created quite a collection of strange creatures. They're just learning to speak. Help them increase their vocabulary by combining their words to create six compound words.

- _____
- _____
- _____
- _____
- _____
- _____

Standards link: Vocabulary Development: Spell grade-level compound words correctly.

GHOULISH GRID

Take a close look at all pictures in the big grid. Then try and find each of the groups shown on the right. Have a friend, parent or another family member give it a try, too! Time each other to see who is fastest.

Group 1



Group 2

Group 3

Standards link: Investigation: Find similarities and differences in common objects.

Little leaf, large leaf

Look at each line. Each leaf looks the same, but they are different sizes. Draw a circle around the smallest leaf in each line. Draw a triangle around the largest leaf in each line.



My rhyme time

Five little maple leaves,
Clinging to a limb before
Another blast of breeze
And then there are four.

CHECK IT OUT




The City Library
THE SALT LAKE CITY PUBLIC LIBRARY SYSTEM

Halloween is approaching. Grab one of these spooky books to get in the mood for fright night.




"The Scariest Book Ever," by Bob Shea. Reader beware! This is the scariest book ever! Or so claims its melodramatic ghost narrator.




"Frank Was a Monster Who Wanted To Dance," by Keith Graves. Frank was a monster who wanted to dance. So he put on his hat, and his shoes made in France... and opened a jar and put ants in his pants! So begins this monstrously funny, deliciously disgusting, horrifyingly hilarious story of a monster who follows his dream.



"Click, Clack, Boo," by Doreen Cronin and Betsy Lewin. Farmer Brown does not like Halloween. So he draws the shades, puts on his footy pajamas, and climbs into bed. But do you think the barnyard animals have any respect for a man in footy pajamas? No.



"Bedtime for Monsters," by Ed Vere. In this hilarious bedtime story, a monster is licking his lips... maybe he's thinking about eating a bedtime snack? And what if that snack just happened to be you? Gulp!

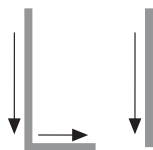


"A Dog's Breakfast," by Annie Graves. The Nightmare Club is not for just ANYBODY. Only the spookiest, scariest stories get told at Annie's Halloween sleepovers and if you can't take it, well, tough!

My letters

L is for Leaf

l is for leaf



Learning buddies: Read the two phrases aloud. Have your child read with you. Trace the uppercase and lowercase letter L. Say the letter as you trace it.

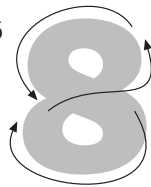
How many words or pictures can you find on this page that have the sound that the letter L makes in the word leaf?

My numbers

How many ?


How many ?

How many ?




Learning buddies: Trace and say the number. Read the questions. Touch and count to find the answers.

Answers



1. Newspaper
2. Moonbeam
3. Courtyard
4. Cartwheel
5. Uproar
6. Timetable

HOW TO DRAW A GIRAFFE



Draw here

Learning buddy sign here

I have completed _____ activities with my Learning Buddy.

Learning buddy's signature _____ Date _____

Please send ideas, suggestions or information to: nie@deseretnews.com

If you would like to receive FREE copies of Connect 1•2•3 for your classroom, order on the Web at deseretnews.com/nie. Connect 1•2•3 is a FREE monthly educational section available only to schools through the Deseret News.

Content created for the Deseret News by: Kid Scoop. Educational fun for kids ages 4-11. www.kidscoop.com

NIE director: Cindy Richards crichards@deseretnews.com 55 N. 300 West Salt Lake City, UT 84101 801-237-2172